

## Mrs. Harris' First Grade Class

### Complete at least 3 lessons on IReady; Reading and Math

Monday:

#### ELA

\*Review Fry Words with your child (50-75), this is in their folder. After reviewing fry words, have students go through their letter sounds. Pull up "See it, Say it, Sign it" on YouTube.

\*We are reviewing Main Idea and Key details. Read this passage "Light" and discuss the comprehension questions. Review the essential questions.

**Ask:** What is the main idea of a story?

**Answer:** What the story is mostly about.

**Ask:** How do I find the main idea?

**Answer:** Repeated words, topic sentence, pictures.

#### **Light**

Many things give us light. The sun gives us most of our light. Light from the sun is very bright. Fire gives us light. Big fires give more light than little fires. Lightbulbs use electricity to give us light. What other things give us light?



Main Idea: Many things give us light.

Detail 1: The sun gives us most of our light.

Detail 2: Fire gives us light.

Detail 3: Light bulbs use electricity to give us light.

Don't tell students the answers. You may have to read to passage a few times. Have them draw this graphic organizer on a separate sheet of paper and fill it out. **Underline this information in the passage.**

#### Writing

\*Practice writing sentences using FRY words. Underline words that are on the list in your folder.

Example: What did you do today?

#### Math

\*1<sup>st</sup> Graders must know how to count to 120 by the end of the year. Practice counting to 120 by 1's, 2's, 5's and 10's. Try Jack Hartman counting to 120 on YouTube, the students love it! Complete the skip counting worksheet.

Name \_\_\_\_\_

Add. Color to show the sum.

4 = yellow    5 = orange    6 = red    7 = brown

2 + 2 = 4 + 1 = 4 + 2 =

5 + 2 = 5 + 1 = 3 + 4 =

3 + 3 = 3 + 2 = 3 + 1 =

I can add within 10 using the number line strategy.

Tuesday:

### ELA

\*Review Fry Words with your child (50-75), this is in their folder. After reviewing fry words, have students go through their letter sounds. Pull up "See it, Say it, Sign it" on YouTube.

\*We are reviewing Main Idea and Key details. Read this passage "Light" and discuss the comprehension questions. Review the essential questions.

**Ask:** What is the main idea of a story? **Answer:** What the story is mostly about.

**Ask:** How do I find the main idea? **Answer:** Repeated words, topic sentence, pictures.

What's the story about?

TITLE \_\_\_\_\_

MAIN IDEA \_\_\_\_\_

I know this because...

POUR 1 \_\_\_\_\_

POUR 2 \_\_\_\_\_

POUR 3 \_\_\_\_\_





This time, have your child read along with you. Help when needed. Read and practice filling out the chart on a separate sheet using the underlined information.

## Writing

Name: \_\_\_\_\_ Date: \_\_\_\_\_

Today is: ☐ Monday ☐ Tuesday ☐ Wednesday ☐ Thursday  
☐ Friday ☐ Saturday ☐ Sunday

What do you think is the best pet?

cat	dog	Draw a Picture
		
bird	rabbit	
		

I think the best pet is a \_\_\_\_\_  
 \_\_\_\_\_ because \_\_\_\_\_  
 \_\_\_\_\_  
 \_\_\_\_\_  
 \_\_\_\_\_

★ I used capital letters ★ I used spaces ★ I used punctuation

Remember:

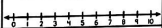
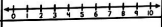
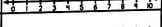


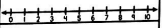
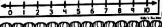
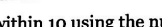
- A sentence begins with an **uppercase** letter.
- A sentence ends with **punctuation** (., !, ?).
- A sentence needs **space** in between each word.

## Math

**Adding Using a Number Line**

Number: \_\_\_\_\_

Directions: Use the number line to solve the equations. Show your work on the number line.

1. $5+2=$	
2. $3+3=$	
3. $4+2=$	
4. $2+7=$	
5. $0+2=$	
6. $3+5=$	
7. $4+1=$	
8. $4+6=$	

I can add within 10 using the number line strategy.

Wednesday:

### ELA

\*Review Fry Words with your child (50-75), this is in their folder. After reviewing fry words, have students go through their letter sounds. Pull up "See it, Say it, Sign it" on Youtube.

\*We are reviewing Main Idea and Key details. Read this passage "Light" and discuss the comprehension questions. Review the essential questions.

**Ask:** What is the main idea of a story?

**Answer:** What the story is mostly about.

**Ask:** How do I find the main idea?

**Answer:** Repeated words, topic sentence, pictures.

#### **Light**

Many things give us light. The sun gives us most of our light. Light from the sun is very bright. Fire gives us light. Big fires give more light than little fires. Lightbulbs use electricity to give us light. What other things give us light?



### **Writing**

Name .....
Date .....
<div style="border: 1px solid black; height: 100px; width: 100%;"></div>
.....
.....
.....
.....
.....
.....

Use the sheet above to write about 1 thing you use that gives you light at home. Be creative.

Ex. I use a nightlight at home to help me sleep at night.

## Math

I can add within 10 using the number line strategy.

Name \_\_\_\_\_ Date \_\_\_\_\_

### Number Line Addition

(Counting Each Number)

Make the hops. Fill in the blanks.

0 1 2 3 4 5 6 7 8 9 10

$5 + 3 = \underline{\quad}$

I started at 5  
First I hopped 3 spaces.  
Then I hopped 3 spaces.  
I stopped on 8

0 1 2 3 4 5 6 7 8 9 10

$2 + 4 = \underline{\quad}$

I started at 2  
First I hopped 4 spaces.  
Then I hopped 4 spaces.  
I stopped on 6

1 2 3 4 5 6 7 8 9 10

Name **ANSWER KEY** \_\_\_\_\_ Date \_\_\_\_\_

### Number Line Addition

(Counting Each Number)

Make the hops. Fill in the blanks.

0 1 2 3 4 5 6 7 8 9 10

$5 + 3 = \underline{8}$

I started at 5  
First I hopped 3 spaces.  
Then I hopped 3 spaces.  
I stopped on 8

0 1 2 3 4 5 6 7 8 9 10

$2 + 4 = \underline{6}$

I started at 2  
First I hopped 4 spaces.  
Then I hopped 4 spaces.  
I stopped on 6

1 2 3 4 5 6 7 8 9 10

The answer key is provided however, allow students to practice independently before giving the answers.

Thursday:

Assessment Day

You may have to read the assessments for your child however, allow them to do the work **independently**. This time, write on the graphic organizer.

**What's the story about?**

Title \_\_\_\_\_

ADD: \_\_\_\_\_

I know this because...

POLE 1	POLE 2	POLE 3
--------	--------	--------

0 1 2 3 4 5 6 7 8 9 10

$8 + 1 = \underline{\quad}$

I started at 8  
First I hopped 1 spaces.  
Then I hopped 1 spaces.  
I stopped on 9

0 1 2 3 4 5 6 7 8 9 10

$3 + 4 = \underline{\quad}$

I started at 3  
First I hopped 4 spaces.  
Then I hopped 4 spaces.  
I stopped on 7

0 1 2 3 4 5 6 7 8 9 10

$6 + 4 = \underline{\quad}$

I started at 6  
First I hopped 4 spaces.  
Then I hopped 4 spaces.  
I stopped on 10

Friday

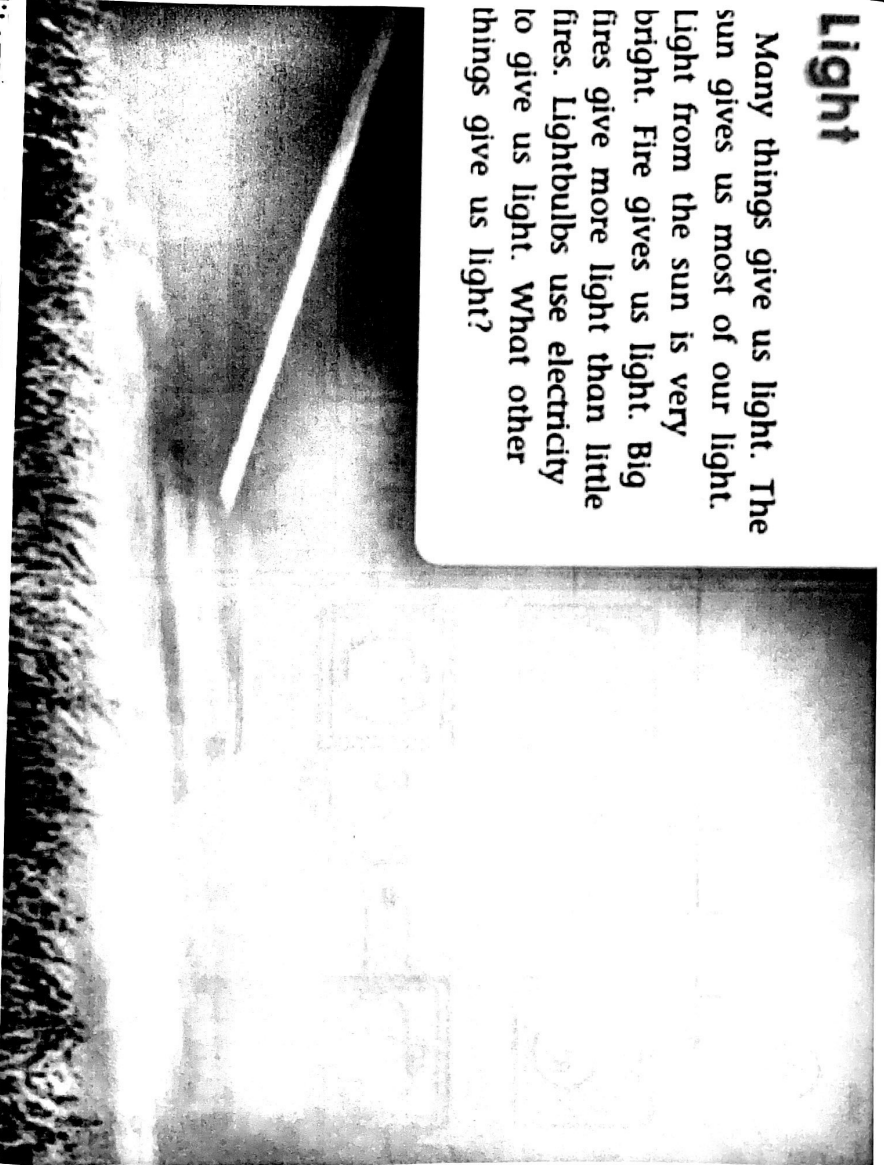
Practice your FRY words over the weekend

Enjoy your Thanksgiving Break.... REMEMBER TO READ!!!

Stay Safe 😊

# Light

Many things give us light. The sun gives us most of our light. Light from the sun is very bright. Fire gives us light. Big fires give more light than little fires. Lightbulbs use electricity to give us light. What other things give us light?



Name \_\_\_\_\_

Add Color to show the sum.

(A)



$$2 + 2 = \underline{\quad}$$




$$4 + 1 = \underline{\quad}$$



$$4 + 2 = \underline{\quad}$$



$$5 + 2 = \underline{\quad}$$



$$5 + 1 = \underline{\quad}$$



$$3 + 4 = \underline{\quad}$$



$$3 + 3 = \underline{\quad}$$



$$3 + 2 = \underline{\quad}$$



$$3 + 1 = \underline{\quad}$$



4 = yellow

5 = orange

6 = red

7 = brown



# What's the story about?

Title: \_\_\_\_\_

Main idea: \_\_\_\_\_

I know this because...

Detail 1: \_\_\_\_\_

Detail 2: \_\_\_\_\_

Detail 3: \_\_\_\_\_



Name: \_\_\_\_\_ Date: \_\_\_\_\_

Today is: Monday Tuesday Wednesday Thursday  
Friday Saturday Sunday

**What do you think is the best pet?**



Draw a Picture

©Teaching Bill Fizz Cend 2016

I think the best pet is a

because

☆ I used capital letters. ☆ I used spaces. ☆ I used punctuation.

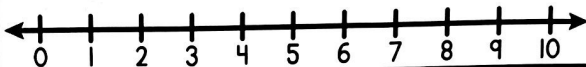
# Adding Using a Number Line

Name: \_\_\_\_\_

Directions: Use the number lines to solve the equations. Show your work on the number lines.

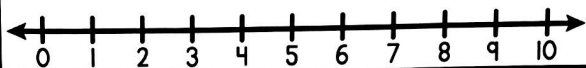
1.

$5+2=$



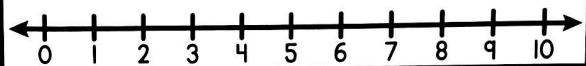
2.

$3+3=$



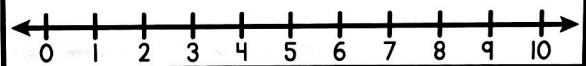
3.

$4+2=$



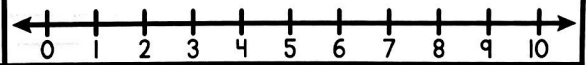
4.

$2+7=$



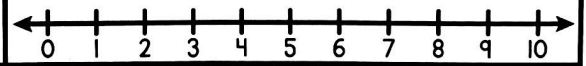
5.

$0+2=$



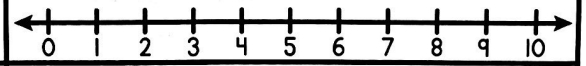
6.

$3+5=$



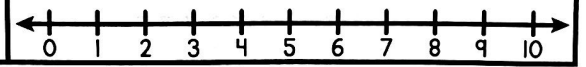
7.

$4+1=$



8.


$4+6=$



Kiki's Kubby

Name

Date



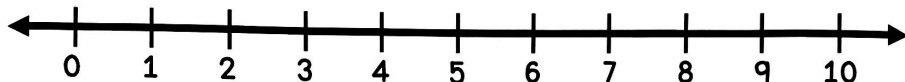
Name \_\_\_\_\_ Date \_\_\_\_\_

# Number Line Addition

(Counting Each Number)



Make the hops. Fill in the blanks.



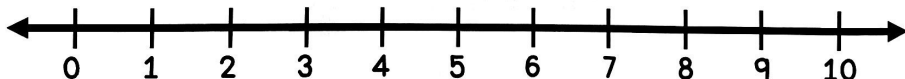
$$5 + 3 = \underline{\quad}$$

I started at \_\_\_\_.

First I hopped \_\_\_\_ spaces.

Then I hopped \_\_\_\_ spaces.

I stopped on \_\_\_\_.




$$2 + 4 = \underline{\quad}$$

I started at \_\_\_\_.

First I hopped \_\_\_\_ spaces.

Then I hopped \_\_\_\_ spaces.

I stopped on \_\_\_\_.



over ➡



$$8 + 1 = \underline{\quad}$$

I started at \_\_\_\_.

First I hopped \_\_\_\_ spaces.

Then I hopped \_\_\_\_ spaces.

I stopped on \_\_\_\_.



$$3 + 4 = \underline{\quad}$$

I started at \_\_\_\_.

First I hopped \_\_\_\_ spaces.

Then I hopped \_\_\_\_ spaces.

I stopped on \_\_\_\_.



$$6 + 4 = \underline{\quad}$$

I started at \_\_\_\_.

First I hopped \_\_\_\_ spaces.

Then I hopped \_\_\_\_ spaces.

I stopped on \_\_\_\_.

